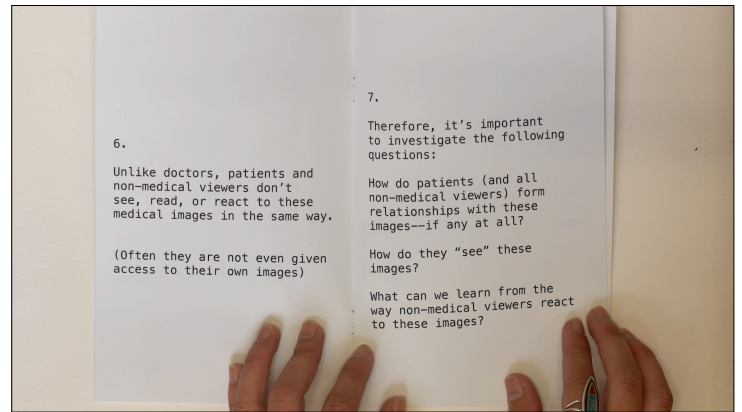


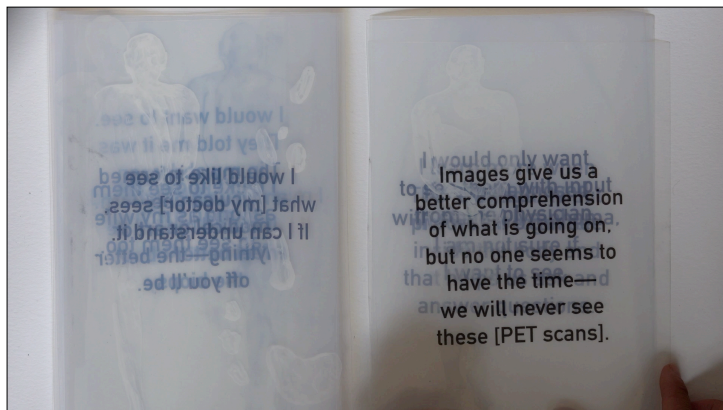

Seeing and Healing: An Art-Based Examination of the Medical Radiologic Image

Tia Forsman, MD23
Advisors: Dr. Elizabeth Dibble and Professor Leah Beeferman
Medical Humanities Scholarly Concentration



Methods and Materials

- 24 semi-structured patient interviews in the Nuclear Medicine Dept of RIH
- 3 semi-structured phone interviews with radiologists in the NM department
- Book forms with text, image, drawing, and printmaking techniques based on patient images



Future Directions

- Continue work on booklets
- Observe patient interactions with oncologists and images
- Submit book to Printed Matter, Inc to reach wider audience—including patients, artists, students, and more

Acknowledgements

- Thank you so much to my peers for creative support
- Special thanks to Dr. Jay Baruch for invaluable guidance and encouragement
- Special thanks to the Brown Arts Initiative for funding the project